

INTEGRATED DIGITAL MOBILE X-RAY



OUTSTANDING DRIVING &
EXCEPTIONAL MANEUVERABILITY



INTEGRATED DIGITAL MOBILE X-RAY

The compact and lightweight INTEGRATED DIGITAL MOBILE X-RAY machine offers top-notch imaging results, powered by its advanced 6/7 kW generator with a precise error correction rate for stable output. Its two-step manual mode and APR feature make it user-friendly, while its balanced design and flexible tube head allow for easy maneuvering and imaging of any anatomy, even in tight spaces. The tube head's vertical swing enables imaging at varying bed heights, making this the perfect mobile X-Ray solution for hospitals.

EXCEPTIONAL DRIVING AND SUPERIOR OPERABILITY

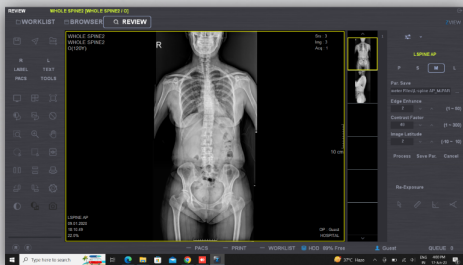
• EASY POSITIONING

The counterbalance system ensures smooth and accurate positioning, supporting fine positioning and multidirectional radiography with ease.

• ANATOMICAL DETAILS WITH HIGH IMAGE QUALITY

To make fast and confident diagnostic decisions, you need high and reproducible image quality. INTEGRATED DIGITAL MOBILE X-RAY offers high end imaging, automated workflows, and advanced postprocessing technologies.



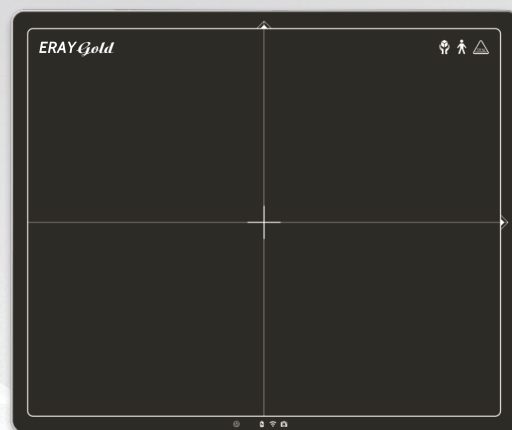


• CONVENIENT USAGE WITH 14" LCD TOUCH DISPLAY

The 14" LCD touch display is convenient to use, with an i5/i7 processor, 8GB RAM, up to 1TB solid-state drive and inbuilt edusoft image acquisition software.

• DAILY-USE DESIGN

Designed for daily use, the unit includes a slit for holding the wireless flat panel detector vertically while putting a sterile cover on the unit.



ACTIVE DISPLAY AREA	<i>ERAY Gold 17</i>
MATRIX SIZE	3k x 3k
SCINTILLATOR	CsI
GREY SCALE	16 bit
PIXEL	140 μ m
INTERNAL STORAGE	Upto 200 Image
WEIGHT	3.2kg
IP RATING (Waterproof)	IP56

• NATURAL AND EASY MANEUVERABILITY

The INTEGRATED DIGITAL MOBILE X-RAY power-assist function enables intuitive maneuverability by responding naturally to light pressure on the drive handle. This integrated digital mobile X-ray achieves exceptional handling when navigating around the wards, with unrivaled turning and maneuverability.

Technical Highlights

X-RAY GENERATOR

GENERATOR TYPE	High Frequency	
POWER OUTPUT	6kW	7kW
INPUT VOLTAGE	220 VAC, 10% 50/60Hz	
kV RANGE	40kV~ 125kV	
mA RANGE	5mA~ 100mA	5mA~150mA
mAs RANGE	0.1 mAs~ 320mAs	
EXPOSURE TIME	1ms ~ 10000 ms	

X-RAY TUBE

X-RAY TUBE	42kHU	
ANODE HEAT CAPACITY	Stationary Anode	
FOCAL SPOT	0.6mm~1.8mm	0.6mm~2.0mm
TUBE HEAD	Tilt-0-Meter For Tube Angulation	

CONSOLE UNIT


SIZE	13.5"
PROCESSOR	i5
RAM	8GB
HDD	500GB


FLAT PANEL DETECTOR


SIZE	14"x17"	17×17
IMAGE MATRIX	2.5k x 3k	3k x 3k
SCINTILLATOR	CsI/GOS	
IP RATING	IP56 (Water proof)	
PIXEL PITCH	140 µm	


Edusoft Healthcare Limited

(Formerly Known as Edusoft Healthcare Private Limited)

 B-83, Phase-II, Mangolpuri Industrial Area, New Delhi-110034, India

 ceo@edusofthealth.com

 1800-120-280-280

 +91 8851248073, +91 8826066621

• Noida • Lucknow • Chandigarh • Pune • Bhopal • Chennai • Bengaluru • Kolkata
• Hyderabad • Jaipur • Guwahati • Ahmedabad • Mumbai

Copyright © 2025 Edusoft Healthcare Ltd. All rights reserved. Specifications and designs are subject to change without notice. Non-metric weights and measurements are approximate. All data were deemed correct at time of creation. Edusoft is not liable for errors or omissions. All brand, product, service names and logos are trademarks and/or registered trademarks of their respective owners and are hereby recognized and acknowledged.



Scan Code or visit
www.edusofthealth.com
to learn more